

JOSEPH E. SMITH
CLERK OF THE CIRCUIT COURT
ST. LUCIE COUNTY, FLORIDA

January 27, 2010

The Honorable Charles Grande, Chair
St. Lucie County Board of County Commissioners
2300 Virginia Avenue
Fort Pierce, Florida 34982

www.stlucieclerk.com

Mailing Address:
P.O. Drawer 700
Fort Pierce, Florida 34954

Re: Investment Reports for Quarter ending December 31, 2010

Dear Chairman Grande,

FORT PIERCE

Clerk Building
201 South Indian River Drive
Fort Pierce, Florida 34950
(772) 462-6900

County Courthouse
218 South 2nd Street
Fort Pierce, Florida 34950
(772) 462-6900

Juvenile Department
435 North 7th Street
Fort Pierce, Florida 34950
(772) 462-6800

Finance Department
2300 Virginia Avenue Annex
Fort Pierce, Florida 34982
(772) 462-1476

PORT ST. LUCIE

St. Lucie West Courthouse
250 N.W. Country Club Drive
Port St. Lucie, Florida 34986

Small Claims
(772) 785-5880

Traffic
(772) 871-7208

I am pleased to share with you the First Quarter Investment Reports for fiscal year 2010.

The Investment Reports include the following:


- Investment Summary
- Security Type Chart and Maturity Distribution Chart
- Investment Portfolio Detail
- Schedule of SBA Activities

On January 7, 2010, the SBA released an additional \$354,784 to the County, which reduced our Fund B balance below the \$5 million mark. Based on the SBA financial statement disclosure as of September 30, 2009, the weighted average life of Fund B was 6.69 years.

All investment activities were in compliance with the bid process as outlined in the Investment Policy. All of the investment categories and portfolio composition percentages are in accordance with the Investment Policy approved by the Board of County Commissioners.

The information is provided to you, the Honorable Members of the Board of County Commissioners and the Investment Committee as required by the Investment Policy. Please do not hesitate to contact our office should you have questions.

Cordially,


Joseph E. Smith
Clerk of the Circuit Court


Enclosures
January 25, 2010
The Honorable Charles Grande, Chair

cc: Commissioner Chris Craft
Commissioner Doug Coward
Commissioner Chris Dzadovsky
Commissioner Paula A. Lewis
Faye Outlaw, MPA, County Administrator
Dan McIntyre, County Attorney
Marie Gouin, Director Management & Budget
Investment Committee Members
Budget Committee Members

**ST LUCIE COUNTY, FLORIDA
BOARD OF COUNTY COMMISSIONERS
INVESTMENT SUMMARY
AS OF DECEMBER 31, 2009**

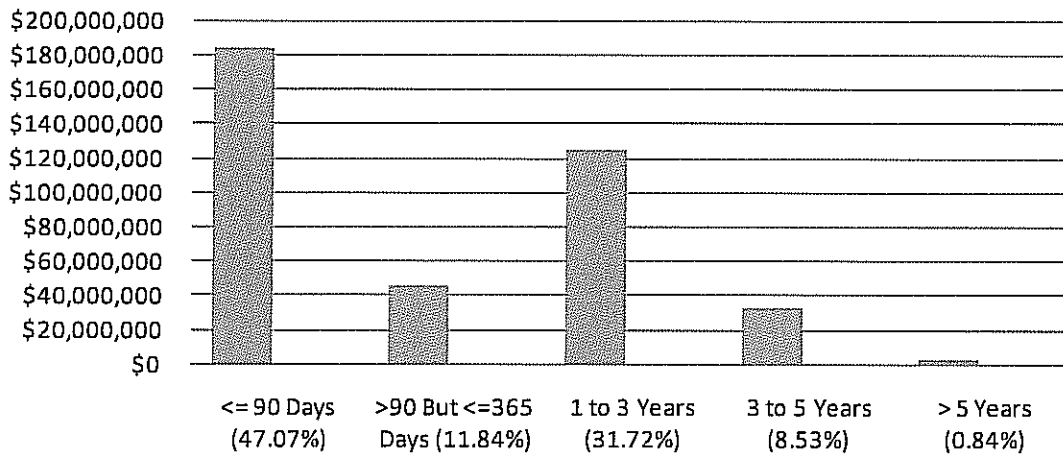
PORTFOLIO COMPOSITION	DOLLARS INVESTED	MARKET VALUE	YIELD	PERCENTAGE PORTFOLIO	MAXIMUM ALLOWABLE PERCENTAGE
<i>CASH IN BANK</i>	\$ 7,003,603	\$ 7,003,603	0.20%	1.79%	25%
<i>MONEY MARKET</i>	151,549,192	151,549,192	0.18%	38.72%	80%
<i>STATE BOARD OF ADMINISTRATION (SBA) FUND B</i>	5,081,693	3,297,172	N/A	1.30%	N/A
<i>STATE BOARD OF ADMINISTRATION (SBA) FUND A</i>	-	-	0.21%	0.00%	40%
<i>FLGIT DAY TO DAY FUND</i>	3,001,691	3,001,691	0.12%	0.77%	35%
<i>CORPORATE OBLIGATIONS TLGP (Temporary Liquidity Guarantee Program)</i>	\$22,933,460	\$22,999,417	1.58%	5.86%	50%
<i>US Agencies</i>	57,626,989	58,363,840	2.17%	14.72%	50%
<i>US TREASURIES</i>	90,173,116	90,289,248	1.45%	23.04%	75%
<i>CERTIFICATES OF DEPOSIT</i>	54,000,000	54,800,317	2.19%	13.80%	40%
TOTAL INVESTMENTS	\$ 391,369,743	\$ 391,304,480		100%	

Security Type



- CASH IN BANK (1.79%)
- MONEY MARKET (38.72%)
- SBA FUND B (1.30%)
- FLGIT DAY TO DAY FUND (0.77%)
- CORPORATE OBLIGATIONS TLGP (5.86%)
- US AGENCIES (14.72%)
- US TREASURIES (23.04%)
- CERTIFICATES OF DEPOSIT (13.80%)

Maturity Distribution



ST. LUCIE COUNTY, FLORIDA
BOARD OF COUNTY COMMISSIONERS
INVESTMENT PORTFOLIO DETAIL
AS OF DECEMBER 31, 2009

Account	Cusip/ISIN	Description	Unreal G/L	Accr Int	Mkt Value					
STLUCIE-Operating	CCYUSD	US Dollar	0.00	0.00	6,984,264.00					
STLUCIE-Cash Sol	NA	Net Receivables/Payables	---	---	19,325.47					
STLUCIE-CGT	NA	Net Receivables/Payables	---	---	1.08					
STLUCIE-PFM	NA	Net Receivables/Payables	---	---	6.35					
STLUCIE-Sawgrass	NA	Net Receivables/Payables	---	---	5.84					
Money Funds			0.00	0.00	7,003,602.74					
Account	Cusip/ISIN	Description	Ticker	Curr Face	1 Day Yield	7 Day Yield	30 Day Yield	Unreal G/L	Accr Int	Mkt Value
STLUCIE-Cash Sol	316175405	FIDELITY PRIME MON MAIR-I	FIDXX	52,482,362.19	0.14	0.17	0.18	0.00	0.00	52,482,362.19
STLUCIE-CGT	60934N617	FEDERATED PRIME CASH OBL-IS	PRCXX	168,528.56	0.01	0.01	0.01	0.00	0.00	168,528.56
STLUCIE-PFM	60934N617	FEDERATED PRIME CASH OBL-IS	PRCXX	763,354.66	0.01	0.01	0.01	0.00	0.00	763,354.66
STLUCIE-Sawgrass	60934N617	FEDERATED PRIME CASH OBL-IS	PRCXX	170,776.39	0.01	0.01	0.01	0.00	0.00	170,776.39
STLUCIE-Cash Sol	60934N625	FEDERATED INV PRM CSH OBL-I	PCOXX	47,964,170.62	0.11	0.14	0.15	0.00	0.00	47,964,170.62
STLUCIE-Cash Sol	74926P753	PRIME MONEY MARKET-RBC IS I	TPNXX	50,000,000.00	0.18	0.18	0.20	0.00	0.00	50,000,000.00
				151,549,192.42	0.14	0.16	0.18	0.00	0.00	151,549,192.42

Account	Cusip/ISIN	Description	Ticker	Curr Face	1 Day Yield	7 Day Yield	30 Day Yield	Unreal G/L	Accr Int	Mkt Value
Florida Local Government Investment Trust										
STLUCIE-FL Trst	99STLLGTTMMF	Florida Local Govnt Inv Trust	FLLGIT	3,001,691.00	N/A	N/A	0.12	0.00	0.00	3,001,691.00

Account	Lot ID	Cusip/ISIN	Description	Orig Face	Curr Face	Coupon	EFF Maturity	Pur Yield	Settle Date	Orig Cost	Accr Int	Mkt Value
STLUCIE-Sawgrass	5030319	060508BA9	BANK OF AMERICA CORP TLGP	1,750,000.00	1,750,000.00	3.125	06/15/2012	1.667	05/20/2009	1,826,049.75	2,430.56	1,815,886.54
STLUCIE-PFM	5030292	060508AG6	BANK OF AMERICA CORP TLGP	4,860,000.00	4,860,000.00	2.100	04/20/2012	1.798	05/01/2009	4,902,622.20	17,293.50	4,922,152.59
STLUCIE-PFM	5030291	17290CAB2	CITIBANK NA TLGP	2,300,000.00	2,300,000.00	1.875	05/07/2012	1.965	05/07/2009	2,293,997.00	6,468.75	2,318,705.44
STLUCIE-PFM	5740454	17313UAA7	CITIGROUP INC TLGP	960,000.00	960,000.00	2.875	12/09/2011	1.025	12/17/2009	994,684.80	1,686.67	990,411.55
STLUCIE-PFM	5030294	17313YAB7	CITIGROUP FUNDING INC TLGP	1,500,000.00	1,500,000.00	1.375	05/05/2011	1.390	05/05/2009	1,499,565.00	3,208.33	1,512,709.48
STLUCIE-CGT	5030349	17314JAN3	CITIBANK NA TLGP	1,700,000.00	1,700,000.00	1.375	08/10/2011	1.455	08/13/2009	1,697,331.00	9,414.93	1,713,920.57
STLUCIE-PFM	5030304	36967HBB1	GENERAL ELEC CAP CORP TLGP	3,000,000.00	3,000,000.00	1.800	03/11/2011	1.208	05/20/2009	3,031,650.00	16,500.00	3,050,343.00
STLUCIE-Sawgrass	5154117	36967HBB2	GENERAL ELEC CAP CORP TLGP	1,750,000.00	1,750,000.00	2.000	09/28/2012	1.762	11/04/2009	1,761,707.50	9,041.67	1,771,302.66
STLUCIE-Sawgrass	5030332	38146FAA9	GOLDMAN SACHS GROUP INC TLGP	1,750,000.00	1,750,000.00	3.250	06/15/2012	1.670	05/20/2009	1,832,372.50	2,527.78	1,820,857.64
STLUCIE-Sawgrass	5030333	481247AA2	JPMORGAN CHASE & CO TLGP	1,500,000.00	1,500,000.00	3.125	12/01/2011	1.791	04/14/2009	1,531,180.00	3,906.25	1,556,316.93
STLUCIE-Sawgrass	5030334	617570AA8	MORGAN STANLEY TLGP	1,500,000.00	1,500,000.00	2.900	12/01/2010	1.149	04/14/2009	1,542,300.00	3,625.00	1,536,810.67
				22,570,000.00	22,570,000.00			1.584		22,933,459.75		22,999,417.06
STLUCIE-Sawgrass	5635840	3128X3F32	FREDDIE MAC	2,600,000.00	2,600,000.00	5.000	10/27/2014	2.498	12/07/2009	2,897,544.00	23,111.11	2,874,148.91
STLUCIE-PFM	5030295	3128X4QK0	FREDDIE MAC	3,000,000.00	3,000,000.00	5.000	10/18/2010	2.915	05/12/2008	3,145,860.00	30,416.67	3,130,509.95
STLUCIE-Sawgrass	5030320	3128X8QP0	FREDDIE MAC	2,140,000.00	2,140,000.00	3.250	03/18/2011	3.403	06/10/2009	2,125,662.00	19,899.03	2,174,843.31
STLUCIE-Sawgrass	5030321	3128X8RT1	FREDDIE MAC	2,000,000.00	2,000,000.00	2.125	03/16/2010	2.125	03/16/2009	2,000,000.00	12,395.83	2,018,056.26
STLUCIE-CGT	5306911	3128X8TC6	FREDDIE MAC	3,090,000.00	3,090,000.00	2.125	04/02/2010	0.823	11/02/2009	3,106,686.00	16,233.23	3,118,896.19
STLUCIE-Sawgrass	5155588	31339TVV0	FREDDIE MAC DISCOUNT NT	1,165,000.00	1,165,000.00	0.000	04/21/2010	0.152	10/09/2009	1,164,058.33	0.00	1,164,575.65
STLUCIE-Sawgrass	5030322	3133XSK2Z	FEDERAL HOME LOAN BANK	1,750,000.00	1,750,000.00	4.875	06/08/2012	3.640	05/07/2008	1,831,305.00	5,450.52	1,888,998.85
STLUCIE-Sawgrass	5030323	3133XP2W3	FEDERAL HOME LOAN BANK	1,750,000.00	1,750,000.00	3.375	02/27/2013	3.666	05/07/2008	1,727,677.00	20,343.75	1,842,315.63
STLUCIE-Sawgrass	5030324	3133XSAE8	FEDERAL HOME LOAN BANK	2,750,000.00	2,750,000.00	3.625	05/16/2011	2.459	05/26/2009	2,883,594.25	20,214.41	2,900,738.82
STLUCIE-PFM	5030299	3133XTJ64	FEDERAL HOME LOAN BANK	1,690,000.00	1,690,000.00	1.875	06/20/2012	1.143	05/26/2009	2,009,012.00	3,437.50	2,017,718.50
STLUCIE-PFM	5030300	3133XTS49	FEDERAL HOME LOAN BANK	130,000.00	130,000.00	1.750	08/22/2012	2.246	06/15/2009	1,671,832.50	908.23	1,702,632.30
STLUCIE-PFM	5030301	3133XJF41	FEDERAL HOME LOAN BANK	2,800,000.00	2,800,000.00	1.625	11/21/2012	1.697	07/23/2009	129,820.60	998.47	131,131.23
STLUCIE-PFM	5186915	3133XVEM9	FEDERAL HOME LOAN BANK	1,500,000.00	1,500,000.00	1.500	02/09/2010	1.339	10/15/2009	2,793,952.00	5,055.56	2,785,258.98
STLUCIE-PFM	5364310	3133XVPQ9	FEDERAL HOME LOAN BANK	1,500,000.00	1,500,000.00	1.625	11/21/2012	1.697	10/15/2009	1,500,600.00	3,250.00	1,501,887.14
STLUCIE-CGT	5030350	3134AAVJ0	FREDDIE MAC	4,900,000.00	4,900,000.00	4.750	01/18/2011	3.122	05/07/2008	5,104,673.00	105,384.03	5,215,189.35
STLUCIE-CGT	5030351	3134AAVJ0	FREDDIE MAC	5,000,000.00	5,000,000.00	4.750	01/18/2011	0.681	07/23/2009	5,300,895.00	107,534.72	5,321,621.78
STLUCIE-CGT	5030352	313589TU7	FANNIE DISCOUNT NOTE	3,465,000.00	3,465,000.00	0.000	03/03/2010	0.233	09/14/2009	3,461,236.66	0.00	3,464,465.87
STLUCIE-Sawgrass	5030325	3136F8N92	FANNIE MAE	1,750,000.00	1,750,000.00	3.625	01/29/2010	3.962	05/07/2008	1,724,695.00	26,784.72	1,780,830.44

**ST. LUCIE COUNTY, FLORIDA
BOARD OF COUNTY COMMISSIONERS
INVESTMENT PORTFOLIO DETAIL
AS OF DECEMBER 31, 2009**

Account	Lot ID	Cusip/ISIN	Description	Orig Face	Curr Face	Coupon	Eff Maturity	Pur Yield	Settle Date	Orig Cost	Acct Int	Mkt Value
STLUCIE-PEM	5475377 9136FH1C3		FANNIE MAE	1,060,000.00	1,060,000.00	2.150	03/09/2010	0.295	11/19/2009	1,065,999.60	7,090.22	1,069,904.53
STLUCIE-Sawgrass	5030326 3137EABEB		FREDDIE MAC	1,750,000.00	1,750,000.00	4.125	12/21/2012	3.713	05/08/2008	1,780,315.25	2,005.21	1,862,842.63
STLUCIE-Sawgrass	5030327 3137EABX6		FREDDIE MAC	1,750,000.00	1,750,000.00	2.500	01/07/2014	2.459	01/28/2009	1,733,290.00	2,145.83	1,773,966.83
STLUCIE-Sawgrass	5030328 3137EABY4		FREDDIE MAC	2,000,000.00	2,000,000.00	2.125	03/23/2012	2.200	03/11/2009	1,995,606.00	11,569.44	2,042,310.87
STLUCIE-PEM	5030303 3137EACCI		FANNIE MAE	2,000,000.00	2,000,000.00	1.750	06/15/2012	1.800	05/26/2009	1,997,000.00	1,555.56	2,010,340.65
STLUCIE-Sawgrass	5030329 3129BAMW9		FANNIE MAE	1,750,000.00	1,750,000.00	3.250	04/09/2013	3.806	05/08/2008	1,706,699.75	12,954.86	1,829,212.36
STLUCIE-Sawgrass	5030330 3139BAXB3		FANNIE MAE	2,750,000.00	2,750,000.00	2.800	05/05/2014	2.806	05/18/2009	2,749,175.00	11,977.78	2,741,462.72
				56,540,000.00	56,540,000.00			2.171		57,626,988.94		58,363,839.77
STLUCIE-CGT	5375971 912828BW9		TSY INTL IX N/B	1,005,000.00	1,175,769.60	2.000	01/15/2014	0.711	11/06/2009	1,238,235.73	10,863.09	1,254,239.44
STLUCIE-Sawgrass	5030335 912828EG1		US TREASURY N/B	3,000,000.00	3,000,000.00	3.875	09/15/2010	2.382	05/08/2008	3,101,835.93	34,682.32	3,107,519.76
STLUCIE-Sawgrass	5030336 912828E55		US TREASURY N/B	3,000,000.00	3,000,000.00	4.250	01/15/2011	2.404	05/08/2008	3,143,203.14	58,999.46	3,171,478.65
STLUCIE-CGT	5745269 912828FB1		TSY INTL IX N/B	2,595,000.00	2,826,188.55	2.375	04/15/2011	-0.098	12/18/2009	2,918,821.16	14,383.28	2,924,030.59
STLUCIE-Sawgrass	5030337 912828HGB		US TREASURY N/B	1,500,000.00	1,500,000.00	3.875	10/31/2012	1.558	03/16/2009	1,621,996.50	9,955.11	1,606,097.20
STLUCIE-Sawgrass	5030338 912828HGB		US TREASURY N/B	2,000,000.00	2,000,000.00	3.875	10/31/2012	3.053	05/07/2008	2,068,359.38	13,273.48	2,141,462.93
STLUCIE-Sawgrass	5030340 912828HP8		US TREASURY N/B	3,000,000.00	3,000,000.00	2.125	01/31/2010	2.272	05/08/2008	2,992,500.00	26,677.99	3,031,092.96
STLUCIE-Sawgrass	5030341 912828HX1		US TREASURY N/B	1,500,000.00	1,500,000.00	2.125	04/30/2010	0.747	03/13/2009	1,523,266.74	5,459.25	1,515,173.05
STLUCIE-CGT	5030353 912828HQ4		US TREASURY N/B	2,000,000.00	2,000,000.00	2.125	04/30/2010	2.348	05/07/2008	1,991,406.26	7,270.01	2,020,230.73
STLUCIE-CGT	5030354 912828HQ4		US TREASURY N/B	1,345,000.00	1,345,000.00	2.750	10/31/2013	1.422	03/20/2009	1,424,443.57	6,334.88	1,383,879.21
STLUCIE-CGT	5030355 912828HQ4		US TREASURY N/B	1,395,000.00	1,395,000.00	2.750	10/31/2013	1.482	07/10/2008	1,477,832.80	6,570.37	1,433,324.53
STLUCIE-CGT	5030356 912828HQ4		US TREASURY N/B	1,680,000.00	1,680,000.00	2.750	10/31/2013	1.732	02/19/2009	1,845,671.94	8,313.05	1,816,019.93
STLUCIE-CGT	5030357 912828HQ4		US TREASURY N/B	1,765,000.00	1,765,000.00	2.750	10/31/2013	2.528	11/10/2008	1,707,646.48	12,622.65	2,757,469.36
STLUCIE-PEM	5030312 912828U5		US TREASURY N/B	2,650,000.00	2,650,000.00	1.750	11/15/2011	1.163	12/04/2008	2,687,679.69	6,021.06	2,689,512.83
STLUCIE-Sawgrass	5030344 912828U5		US TREASURY N/B	2,000,000.00	2,000,000.00	1.750	11/15/2011	1.310	03/13/2009	2,023,053.58	4,544.20	2,029,821.01
STLUCIE-PEM	5516791 912828V7		US TREASURY N/B	1,800,000.00	1,800,000.00	0.875	11/15/2011	1.433	06/25/2009	1,826,560.15	1,513.53	1,822,365.75
STLUCIE-CGT	5030360 912828KA7		US TREASURY N/B	2,500,000.00	2,500,000.00	1.125	12/15/2011	1.240	08/21/2009	2,481,356.03	3,408.15	2,502,203.87
STLUCIE-CGT	5030361 912828KA7		US TREASURY N/B	2,885,000.00	2,885,000.00	1.125	12/15/2011	1.240	08/21/2009	2,877,459.08	1,515.81	2,887,543.26
STLUCIE-CGT	5030362 912828KA7		US TREASURY N/B	5,155,000.00	5,155,000.00	1.125	12/15/2011	1.085	05/18/2009	5,144,948.91	2,708.50	5,159,544.37
STLUCIE-CGT	5030363 912828KA7		US TREASURY N/B	2,610,000.00	2,610,000.00	1.125	12/15/2011	0.824	12/17/2009	2,612,659.53	1,371.33	2,612,300.84
STLUCIE-PEM	5731610 912828KA7		US TREASURY N/B	4,000,000.00	4,000,000.00	0.875	02/28/2011	1.010	03/11/2009	3,989,375.00	11,892.27	4,021,614.75
STLUCIE-CGT	5030313 912828KE9		US TREASURY N/B	2,320,000.00	2,320,000.00	1.125	12/15/2011	2.386	08/24/2009	2,333,782.77	1,218.96	2,322,045.19
STLUCIE-CGT	5030365 912828KJ8		US TREASURY N/B	1,580,000.00	1,580,000.00	1.750	03/31/2014	2.282	09/17/2009	1,536,431.85	7,064.42	1,549,714.09
STLUCIE-CGT	5030366 912828KJ8		US TREASURY N/B	2,950,000.00	2,950,000.00	1.750	03/31/2014	2.198	09/18/2009	2,882,828.24	13,189.90	2,893,453.53
STLUCIE-CGT	5306902 912828KJ8		US TREASURY N/B	2,050,000.00	2,050,000.00	1.750	03/31/2014	1.915	12/08/2009	2,011,448.93	16,959.59	2,010,070.50
STLUCIE-CGT	5635832 912828KJ8		US TREASURY N/B	5,880,000.00	5,880,000.00	1.750	03/31/2014	1.831	12/10/2009	5,840,054.04	26,290.38	5,767,290.42
STLUCIE-PEM	5661423 912828KJ8		US TREASURY N/B	1,765,000.00	1,765,000.00	0.875	04/30/2011	0.602	12/10/2009	1,759,076.62	7,891.59	1,731,167.96
STLUCIE-PEM	5030314 912828KL3		US TREASURY N/B	2,050,000.00	2,050,000.00	0.875	04/30/2011	0.770	09/17/2009	2,053,443.36	3,072.17	2,055,789.31
STLUCIE-PEM	5131181 912828KL3		US TREASURY N/B	3,450,000.00	3,450,000.00	0.875	05/15/2012	1.494	10/06/2009	3,464,689.44	5,170.23	3,459,742.99
STLUCIE-PEM	5030315 912828KP4		US TREASURY N/B	2,090,000.00	2,090,000.00	1.375	05/15/2012	0.669	06/01/2009	2,082,815.63	3,731.11	2,093,739.15
STLUCIE-PEM	5155595 912828KL3		US TREASURY N/B	3,000,000.00	3,000,000.00	1.375	09/15/2012	1.515	09/17/2009	2,987,706.00	4,307.69	3,000,000.00
STLUCIE-Sawgrass	5030345 912828LN0		US TREASURY N/B	1,020,000.00	1,020,000.00	1.125	12/15/2012	1.573	12/30/2009	1,006,851.57	535.92	2,998,311.42
STLUCIE-PEM	5834004 912828MB3		US TREASURY N/B	1,080,000.00	1,080,000.00	0.750	11/30/2011	0.832	12/08/2009	1,078,270.31	712.09	1,004,196.43
STLUCIE-PEM	5635845 912828MA9		US TREASURY N/B	3,040,000.00	3,040,000.00	0.750	11/30/2011	0.903	12/24/2009	3,031,093.75	2,004.40	3,022,208.04
STLUCIE-PEM	5791686 912828MA9		US TREASURY N/B	89,376,958.15	89,376,958.15			1.454		90,173,115.65		90,289,247.53
STLUCIE-CDs	5107620 99STLGBPI384		Guifreem Business Bank	1,000,000.00	1,000,000.00	1.390	07/01/2010	1.390	07/01/2009	1,000,000.00	7,007.12	1,007,007.12
STLUCIE-CDs	5107621 99STLGBPI428		Guifreem Business Bank	2,000,000.00	2,000,000.00	1.882	07/01/2011	1.882	07/01/2009	2,000,000.00	9,487.34	2,009,487.34
STLUCIE-CDs	5107622 99STLGBPI561		Guifreem Business Bank	2,000,000.00	2,000,000.00	2.225	06/02/2011	2.225	06/02/2009	2,000,000.00	25,968.49	2,025,968.49
STLUCIE-CDs	5107605 99STLNC76219		NATIONAL CITY BK	2,000,000.00	2,000,000.00	3.620	02/12/2010	3.620	12/12/2008	2,000,000.00	76,367.12	2,076,367.12
STLUCIE-CDs	5107606 99STLNC86026		NATIONAL CITY BK	2,000,000.00	2,000,000.00	3.590	01/12/2010	3.590	12/12/2008	2,000,000.00	75,734.25	2,075,734.25
STLUCIE-CDs	5107619 99STLNC860528		Seacoast National Bank	2,000,000.00	2,000,000.00	3.690	03/02/2010	3.690	12/02/2008	2,000,000.00	79,865.75	2,079,865.75

**ST. LUCIE COUNTY, FLORIDA
BOARD OF COUNTY COMMISSIONERS
INVESTMENT PORTFOLIO DETAIL
AS OF DECEMBER 31, 2009**

Account	Lot ID	Cusip/ISIN	Description	Orig. Face	Curr. Face	Coupon	Eff. Maturity	Pur Yield	Settle Date	Orig. Cost	Acqr Int	Mkt Value
STLUCIE-CDs	5107611	99STLSCB2728	Seacoast National Bank	2,000,000.00	2,000,000.00	2.130	09/19/2010	2.130	03/19/2009	2,000,000.00	33,613.15	2,033,613.15
STLUCIE-CDs	5107609	99STLSCB3628	Seacoast National Bank	2,000,000.00	2,000,000.00	1.690	06/01/2010	1.690	05/01/2009	2,000,000.00	22,687.67	2,022,687.67
STLUCIE-CDs	5107613	99STLSCB4128	Seacoast National Bank	2,000,000.00	2,000,000.00	2.720	02/27/2011	2.720	02/27/2009	2,000,000.00	45,904.66	2,045,904.66
STLUCIE-CDs	5107616	99STLSCB4328	Seacoast National Bank	2,000,000.00	2,000,000.00	2.050	05/05/2010	2.050	02/05/2009	2,000,000.00	37,068.49	2,037,068.49
STLUCIE-CDs	5107612	99STLSCB6228	Seacoast National Bank	2,000,000.00	2,000,000.00	2.720	03/19/2011	2.720	03/19/2009	2,000,000.00	42,923.84	2,042,923.84
STLUCIE-CDs	5107617	99STLSCB6728	Seacoast National Bank	2,000,000.00	2,000,000.00	2.650	01/30/2010	2.650	01/30/2009	2,000,000.00	46,789.04	2,048,789.04
STLUCIE-CDs	5107608	99STLSCB7128	Seacoast National Bank	2,000,000.00	2,000,000.00	1.740	05/01/2011	1.740	05/01/2009	2,000,000.00	23,358.90	2,023,358.90
STLUCIE-CDs	5107614	99STLSCB8328	Seacoast National Bank	2,000,000.00	2,000,000.00	1.990	02/27/2010	1.990	02/27/2009	2,000,000.00	33,584.66	2,033,584.66
STLUCIE-CDs	5107610	99STLSCB8628	Seacoast National Bank	2,000,000.00	2,000,000.00	2.030	04/01/2011	2.030	04/01/2009	2,000,000.00	30,589.04	2,030,589.04
STLUCIE-CDs	5107615	99STLSCB8928	Seacoast National Bank	2,000,000.00	2,000,000.00	2.050	11/02/2010	2.050	02/05/2009	2,000,000.00	37,068.49	2,037,068.49
STLUCIE-CDs	5912966	99STLSNB1166	SEASIDE NATIONAL BANK & TRUS	2,000,000.00	2,000,000.00	2.130	11/02/2010	2.130	12/01/2009	2,000,000.00	3,618.08	2,003,618.08
STLUCIE-CDs	5912965	99STLSNB1391	SEASIDE NATIONAL BANK & TRUS	2,000,000.00	2,000,000.00	1.540	12/01/2010	1.540	12/01/2009	2,000,000.00	2,615.89	2,002,615.89
STLUCIE-CDs	5107599	99STLSNB1636	Senside National Bank & Trust	2,000,000.00	2,000,000.00	2.372	08/03/2010	2.372	08/03/2009	2,000,000.00	19,625.86	2,019,625.86
STLUCIE-CDs	5332692	99STLSNB1637	Senside National Bank & Trust	2,000,000.00	2,000,000.00	1.686	10/01/2010	1.686	10/01/2009	2,000,000.00	8,499.29	2,008,499.29
STLUCIE-CDs	5332693	99STLSNB1638	Senside National Bank & Trust	2,000,000.00	2,000,000.00	2.274	10/01/2011	2.274	10/01/2009	2,000,000.00	11,463.45	2,011,463.45
STLUCIE-CDs	5610092	99STLSNB1814	SEASIDE NATIONAL BANK & TRUS	2,000,000.00	2,000,000.00	1.686	11/02/2010	1.686	11/02/2009	2,000,000.00	5,543.01	2,005,543.01
STLUCIE-CDs	5107598	99STLSNB1854	Senside National Bank & Trust	2,000,000.00	2,000,000.00	1.980	08/03/2010	1.980	08/03/2009	2,000,000.00	16,382.47	2,016,382.47
STLUCIE-CDs	5610093	99STLSNB1943	SEASIDE NATIONAL BANK & TRUS	2,000,000.00	2,000,000.00	2.274	11/02/2010	2.274	11/02/2009	2,000,000.00	7,476.16	2,007,476.16
STLUCIE-CDs	5107601	99STLS1747067	SUNTRUST BANK	2,000,000.00	2,000,000.00	1.755	04/01/2010	1.755	04/01/2009	2,000,000.00	26,445.21	2,026,445.21
STLUCIE-CDs	5107602	99STLS1747177	SUNTRUST BANK	2,000,000.00	2,000,000.00	1.607	10/01/2010	1.607	04/01/2009	2,000,000.00	24,215.07	2,024,215.07
STLUCIE-CDs	5107603	99STLS182067	SUNTRUST BANK	2,000,000.00	2,000,000.00	1.890	03/19/2010	1.890	03/19/2009	2,000,000.00	29,825.75	2,029,825.75
STLUCIE-CDs	5107600	99STLS197762	SUNTRUST BANK	54,000,000.00	54,000,000.00	1.250	06/02/2010	1.250	06/02/2009	2,000,000.00	14,589.04	2,014,589.04
				54,000,000.00	54,000,000.00	2.190		2.190		54,000,000.00		54,800,317.32
						1.830		1.830		224,733,564.34	1,694,931.79	226,452,821.67

Account	Lot ID	Cusip/ISIN	Description	Ticker	Shares	Mkt Cap	Trailing P/E	Beta	Unreal G/L	Orig. Cost	Mkt Value
STLUCIE-FL SBA	5107886	99STLSBABA0M1F	Florida State Board of Admin Fund B	FLSBA	5,081,693.00	---	---	---	(1,784,521.00)	5,081,693.00	3,297,172.00
										5,081,693.00	3,297,172.00

Account	Lot ID	Cusip/ISIN	Description	Ticker	Shares	Mkt Cap	Trailing P/E	Beta	Unreal G/L	Orig. Cost	Mkt Value
Summary											
										391,369,743.50	1,694,931.79
										5,081,693.00	3,297,172.00

ST. LUCIE COUNTY, FLORIDA
SCHEDULE OF SBA ACTIVITY
January 8, 2010

<u>DATE</u>	<u>ACTIVITY</u>	<u>FUND A</u>	<u>FUND B</u>	<u>TOTAL</u>
12/4/2007	Beginning Balance	\$142,420,454.09	\$0.00	\$142,420,454.09
12/5/2007	Transfer from Fund A to Fund B	(20,486,262.28)	20,486,262.28	0.00
12/6/2007	Withdrawal	(18,290,128.77)	0.00	(18,290,128.77)
12/31/2007	Interest Earnings	446,239.84	0.00	446,239.84
1/3/2008	Withdrawal	(446,239.84)	0.00	(446,239.84)
1/17/2008	Transfer from Fund B to Fund A	509,747.51	(509,747.51)	0.00
1/18/2008	Withdrawal	(27,335,269.00)	0.00	(27,335,269.00)
1/31/2008	Interest Earnings	359,019.08	0.00	359,019.08
2/5/2008	Withdrawal	(359,019.08)	0.00	(359,019.08)
2/8/2008	Transfer from Fund B to Fund A	5,280,984.15	(5,280,984.15)	0.00
2/11/2008	Withdrawal	(5,280,984.15)	0.00	(5,280,984.15)
3/4/2008	Interest Earnings	226,407.61	0.00	226,407.61
3/4/2008	Withdrawal	(226,408.00)	0.00	(226,408.00)
3/17/2008	Transfer from Fund B to Fund A	2,146,546.75	(2,146,546.75)	0.00
3/18/2008	Withdrawal	(2,146,546.75)	0.00	(2,146,546.75)
3/31/2008	Interest Earnings	200,349.71	0.00	200,349.71
3/31/2008	Withdrawal	(200,349.71)	0.00	(200,349.71)
4/21/2008	Transfer from Fund B to Fund A	1,080,664.71	(1,080,664.71)	0.00
4/21/2008	Withdrawal	(1,080,664.71)	0.00	(1,080,664.71)
4/30/2008	Interest Earnings	173,058.23	0.00	173,058.23
5/6/2008	Withdrawal	(173,058.23)	0.00	(173,058.23)
5/15/2008	Withdrawal	(15,851,445.00)	0.00	(15,851,445.00)
5/31/2008	Interest Earnings	144,025.17	0.00	144,025.17
6/4/2008	Withdrawal	(144,025.17)	0.00	(144,025.17)
6/18/2008	Transfer from Fund B to Fund A	2,971,827.96	(2,971,827.96)	0.00
6/19/2008	Withdrawal	(2,971,827.96)	0.00	(2,971,827.96)
6/26/2008	Transfer from Fund B to Fund A	1,534,339.99	(1,534,339.99)	0.00
6/26/2008	Withdrawal	(1,534,339.99)	0.00	(1,534,339.99)
6/30/2008	Interest Earnings	122,174.75	0.00	122,174.75
7/3/2008	Transfer from Fund B to Fund A	353,764.77	(353,764.77)	0.00
7/7/2008	Withdrawal	(475,939.52)	0.00	(475,939.52)
7/31/2008	Interest Earnings	126,466.88	0.00	126,466.88
8/5/2008	Withdrawal	(126,466.88)	0.00	(126,466.88)
8/6/2008	Transfer from Fund B to Fund A	106,027.48	(106,027.48)	0.00
8/7/2008	Withdrawal	(106,027.48)	0.00	(106,027.48)
8/31/2008	Interest Earnings	127,905.08	0.00	127,905.08
9/5/2008	Transfer from Fund B to Fund A	94,813.04	(94,813.04)	0.00
9/8/2008	Withdrawal	(222,718.12)	0.00	(222,718.12)
9/25/2008	Withdrawal	(18,290,129.00)	0.00	(18,290,129.00)
9/30/2008	Interest Earnings	114,706.25	0.00	114,706.25
10/6/2008	Withdrawal	(114,706.25)	0.00	(114,706.25)
10/7/2008	Transfer from Fund B to Fund A	119,790.66	(119,790.66)	0.00
10/7/2008	Withdrawal	(119,790.66)	0.00	(119,790.66)
10/31/2008	Interest Earnings	72,876.69	0.00	72,876.69
11/5/2008	Withdrawal	(72,876.69)	0.00	(72,876.69)
11/6/2008	Transfer from Fund B to Fund A	88,696.07	(88,696.07)	0.00
11/10/2008	Withdrawal	(88,696.07)	0.00	(88,696.07)
11/30/2008	Interest Earnings	49,867.82	0.00	49,867.82
11/4/2008	Transfer from Fund B to Fund A	208,996.48	(208,996.48)	0.00
11/5/2008	Withdrawal	(258,864.30)	0.00	(258,864.30)
12/12/2008	Withdrawal	(10,974,077.26)	0.00	(10,974,077.26)
12/23/2008	Withdrawal	(31,702,889.90)	0.00	(31,702,889.90)
1/31/2008	Interest Earnings	22,888.28	0.00	22,888.28
1/7/2009	Withdrawal	(22,888.28)	0.00	(22,888.28)

ST. LUCIE COUNTY, FLORIDA
SCHEDULE OF SBA ACTIVITY
January 8, 2010

<u>DATE</u>	<u>ACTIVITY</u>	<u>FUND A</u>	<u>FUND B</u>	<u>TOTAL</u>
1/8/2009	Transfer from Fund B to Fund A	80,540.11	(80,540.11)	0.00
1/9/2009	Withdrawal	(80,540.11)	0.00	(80,540.11)
1/31/2009	Interest Earnings	5.09	0.00	5.09
2/6/2009	Transfer from Fund B to Fund A	69,325.66	(69,325.66)	0.00
2/10/2009	Withdrawal	(69,330.75)	0.00	(69,330.75)
2/28/2009	Interest Earnings	7.21	0.00	7.21
3/6/2009	Transfer from Fund B to Fund A	59,130.71	(59,130.71)	0.00
3/9/2009	Withdrawal	(59,137.92)	0.00	(59,137.92)
3/31/2009	Interest Earnings	4.22	0.00	4.22
4/8/2009	Transfer from Fund B to Fund A	67,286.67	(67,286.67)	0.00
4/9/2009	Withdrawal	(67,290.89)	0.00	(67,290.89)
4/30/2009	Interest Earnings	1.54	0.00	1.54
5/7/2009	Transfer from Fund B to Fund A	83,598.59	(83,598.59)	0.00
5/11/2009	Withdrawal	(83,600.13)	0.00	(83,600.13)
5/31/2009	Interest Earnings	7.95	0.00	7.95
6/5/2009	Transfer from Fund B to Fund A	76,462.13	(76,462.13)	0.00
6/8/2009	Withdrawal	(76,470.08)	0.00	(76,470.08)
6/30/2009	Interest Earnings	3.81	0.00	3.81
7/8/2009	Transfer from Fund B to Fund A	72,384.15	(72,384.15)	0.00
7/9/2009	Withdrawal	(72,387.96)	0.00	(72,387.96)
7/31/2009	Interest Earnings	0.94	0.00	0.94
8/6/2009	Transfer from Fund B to Fund A	83,088.84	(83,088.84)	0.00
8/7/2009	Withdrawal	(83,088.84)	0.00	(83,088.84)
8/31/2009	Admin Charge	(0.94)	0.00	(0.94)
8/31/2009	Interest Earnings	0.96	0.00	0.96
9/4/2009	Transfer from Fund B to Fund A	101,949.50	(101,949.50)	0.00
9/8/2009	Withdrawal	(101,950.46)	0.00	(101,950.46)
9/30/2009	Interest Earnings	4.23	0.00	4.23
10/6/2007	Transfer from Fund B to Fund A	82,069.35	(82,069.35)	0.00
10/7/2009	Withdrawal	(82,073.58)	0.00	(82,073.58)
10/31/2009	Interest Earnings	0.70	0.00	0.70
11/6/2009	Transfer from Fund B to Fund A	68,815.91	(68,815.91)	0.00
11/6/2009	Withdrawal	(68,816.61)	0.00	(68,816.61)
12/31/2009	Interest Earnings	0.37	0.00	0.37
1/7/2010	Transfer from Fund B to Fund A	354,784.26	(354,784.26)	0.00
1/8/2010	Withdrawal	(354,784.63)	0.00	(354,784.63)
Balance		\$0.00	\$4,790,626.83	\$4,790,626.83